


# MM Modi College, Patiala

## Online Fee Payment Process


Please use the following link to pay fee online through RTGS/NEFT/Internet banking/UPI/Credit card/Debit Card:

[www.modicollege.com/payonline](http://www.modicollege.com/payonline)

**Step 1:** Fill College Roll Number and Date of Birth in DD-MM-YYYY format as the validation fields as demanded in following window and then click on validate button.



Multani Mal Modi College



ROLL NO\*

9002

DATE OF BIRTH\*

01/01/2002

✓ Validate

Cancel

Enquire URN

URN Number

**Step 2:**

System will fetch data (Name, Class, Father Name, Fee etc.) Enter your Mobile Number (on which confirmation is to be sent by bank) and code. Click on Submit button.

Mobile No\*

9888812345

Verify Code\*

xoravzy

**xoravzy**

Generate New Code

Submit

Cancel

**Step 3:** After submitting data system will generate URN (Unique Reference Number) that must be noted for future reference. The check on terms and conditions and choose payment options (RTGS/NEFT/Internet Banking/UPI/Debit card/Credit Card)

URN : 59437285  
(SAVE FOR FUTURE REFERENCE)

☒ Terms and Conditions :

I accept the Terms and Conditions contained herein that shall apply to any person using the services of Easypay provided by Axis Bank for making payments through an online payment gateway service. Each User is therefore deemed to have read and accepted these Terms and Conditions. General Terms and Conditions for Online-Payments 1. Axis


### Payment Options


NEFT/RTGS

INTERNET BANKING

UPI

CREDITCARD/DEBITCARD

 Pay at Axis

 Atom - Other Banks/Rupay Card

**Step 4: After successful payment student will get confirmation from bank.**

**Step 5: Receipt of Fee can be collected from college accounts office after one day.**

**In case of any assistance contact:**

**Prof Vinay Garg-----9815611999**

**Dr Ganesh Kumar Sethi-----9814796127**